



Project acronym: EDULIA

Project title: BRINGING DOWN BARRIERS TO CHILDREN'S HEALTHY EATING

Grant number: H2020 - MSCA - ITN - 2017: Project no. 764985

Coordinator: NOFIMA, Norway

Website: www.edulia.eu

Deliverable D5.2.

Title: Effect of parental rules on sweetness exposure and sweetness liking in infants

Authors: Gerry Jager / Carina Mueller / Gertrude Zeinstra/ Sophie Nicklaus

WP/WP-leader: WP5 / Gerry Jager

Task/Task leader: Task 5.2./Gerry Jager / WUR

Dissemination level: PU

Deliverable type: Report

Approval Task/WP: 29 June 2022

Approval Supervisory board: 30 June 2022

Submission date: 30 June 2022





Table of contents

Executive summary	3
Submitted paper	4





Executive summary

Background:

Infants become increasingly exposed to sweet-tasting foods in their first year of life. However, it is still unclear whether repeated exposure to sweet taste is linked to infants' sweetness liking during this period. Making use of data from the OPALINE cohort, this study aimed to examine the link between sweetness exposure and sweetness liking during two important periods in early infant feeding: at the start of complementary feeding (3-6 months) and the transition to the family table (10-12 months).

Methods:

Infants' sweetness exposure was assessed using seven-day food records which were completed by mothers every month (n=312), reporting daily consumption rates of formula/breast milk or complementary food and the type of formula milk and/or complementary foods for each feeding occasion. Infants' sweetness liking was studied in the laboratory at three, six, and twelve months of age by assessing their response to a lactose-water solution and the amount drunk of this solution compared to plain water. Linear regressions and SEM assessed associations between exposure to and liking for sweetness at six and twelve months.

Results:

Neither at six (n=182) nor at twelve months (n=197) was sweetness exposure associated with sweetness liking. While sweetness liking at three months was unrelated to liking at six months, the latter predicted sweetness liking at twelve months.

Conclusions:

These findings demonstrate no association between sweetness exposure at three to twelve months and liking at six and twelve months despite a sharp increase in sweetness exposure in that period. However, sweetness liking at six and twelve months was positively associated.





Submitted paper

Paper submitted to the British Journal of Nutrition

The sweet tooth of infancy: Is sweetness exposure related to sweetness liking in infants up to 12 months of age?

Carina Müller (1)*, Claire Chabanet (2), Gertrude G. Zeinstra (3), Gerry Jager (1), Camille Schwartz (2), Sophie Nicklaus (2)**

(1) Division of Human Nutrition and Health, Wageningen University and Research, Stippeneng 4, 6703 HD Wageningen, The Netherlands. *E-mail: carina.mueller@wur.nl

(2) Centre des Sciences du Goût et de l'Alimentation, CNRS, INRAE, Institut Agro, Université Bourgogne Franche-Comté, Dijon, France. **E-mail: sophie.nicklaus@inrae.fr

(3) Wageningen Food & Biobased Research, Wageningen University & Research, PO 17, 6700 AA Wageningen, the Netherlands

Keywords: Sweetness liking; Sweetness exposure; Children; Longitudinal; Infants; Sweetness preference; birth cohort; sugar





Abstract

Infants become increasingly exposed to sweet-tasting foods in their first year of life. However, it is still unclear whether repeated exposure to sweet taste is linked to infants' sweetness liking during this period. Making use of data from the OPALINE cohort, this study aimed to examine the link between sweetness exposure and sweetness liking during two important periods in early infant feeding: at the start of complementary feeding (3-6 months) and the transition to the family table (10-12 months). Infants' sweetness exposure was assessed using seven-day food records which were completed by mothers every month (n=312), reporting daily consumption rates of formula/breast milk or complementary food and the type of formula milk and/or complementary foods for each feeding occasion. Infants' sweetness liking was studied in the laboratory at three, six, and twelve months of age by assessing their response to a lactose-water solution and the amount drunk of this solution compared to plain water. Linear regressions and SEM assessed associations between exposure to and liking for sweetness at six and twelve months. Neither at six (n=182) nor at twelve months (n=197) was sweetness exposure associated with sweetness liking. While sweetness liking at three months was unrelated to liking at six months, the latter predicted sweetness liking at twelve months. These findings demonstrate no association between sweetness exposure at three to twelve months and liking at six and twelve months despite a sharp increase in sweetness exposure in that period. However, sweetness liking at six and twelve months was positively associated.





Introduction

Humans have an innate preference for sweet taste^(1; 2; 3). In childhood, the sweet taste is generally more liked than in adulthood and is preferred over all other tastes in the first 20 months of life^(4; 5). Despite the quasi-universal trait of liking sweetness, there are great inter-individual differences regarding which specific tastes and sweetness levels are liked the most⁽⁶⁾. A child's preferred level of sweetness may ultimately affect his or her food intake and weight, as a greater preference for sweetness has been associated with consumption of high-calorie foods and, moreover, with overweight and obesity in six-to-nine-year-old children^(7; 8). However, it remains difficult to explain how differences in sweetness liking arise⁽⁹⁾. Some studies argue that food and taste preferences may be linked to sex⁽¹⁰⁾ or genetic differences⁽¹¹⁾. Previously, boys were found to like sweet foods more at eight to twelve years than girls⁽¹⁰⁾ and genotypes at the TAS2R38 taste gene locus were associated with sucrose preference and liking of sweet-tasting foods in five-to-ten-year-old children⁽¹¹⁾. Further, research suggests that individuals vary in their hedonic liking response to sweetness as evidenced by differences between sweetness liker or disliker phenotypes⁽¹²⁾ and that children as well may be distributed along a continuum from sweetness likers to dislikers⁽⁶⁾.

In addition to sex and genetic differences, there is an ongoing discussion about whether repeated exposure to sweet taste alters the degree of sweetness liking or not^(13; 14; 15; 16; 17). Some research suggests that sweetness liking may be maintained or increased through dietary exposure to sweet-tasting foods^(15; 16; 17). For example, babies who were regularly fed sweetened water during their first months of life liked sweetened water more at six months and at two years than children who were not regularly fed sweetened water in infancy^(16; 17). However, this link was not found when sweetness liking was tested with a sweetened fruit-flavored drink instead of sweetened water at two years of age⁽¹⁷⁾. This suggests that the relationship between early sweetness exposure and sweetness liking may depend on the medium used for both exposing to sweetness and measuring sweetness liking. In a recent systematic review, equivocal evidence for the presence and possible direction of a relationship between sweetness exposure and sweetness liking was found⁽¹⁸⁾. On the one hand, a higher intake of added sugars in the first year of life was related to a higher preference for sweetness at age four to seven⁽¹⁴⁾. Further, a higher intake of foods with added sugars during the first year of life was linked to a higher intake at age three to seven⁽¹³⁾. On the other hand, neither added sugar consumption nor the consumption frequency of sweet foods was linked to sweetness liking in seven-to-twelve-year-old, respectively six-to-nine-year-old children^(8; 19). Those findings demonstrate that the link between sweetness exposure and liking is more complex than initially indicated by earlier studies, and far from being systematically shown.

In addition to the different study results and conclusions, very limited research aims to shed light on the association between exposure to sweet taste and the degree of sweetness liking in the first 12 months of life⁽²⁰⁾. During this time, infants go through a major dietary transition - from exclusive milk feeding, over complementary feeding to eating what is consumed by the family^(21; 22). In addition, what infants eat in those early months could influence their eating behavior in the long term, as diet quality and food preferences in infancy are related to food intake and food preferences through





adolescence and early adulthood^(23; 24; 25; 26; 27). Moreover, research suggests that dietary patterns are already established by the age of 18 months and those set at two years build the root for lifelong eating habits⁽²¹⁾. Due to the importance of the first few months for long-term eating behavior, it is important to examine this period to assess the role of or potential relationship between repeated exposure to sweet-tasting foods and the degree of sweetness liking at this crucial stage of life.

When dietary intake is no longer limited to breast or formula milk, the level of sweetness exposure starts to differ more between children^(28; 29). Hence, this study was conducted to define the role of dietary exposure to sweetness on sweetness liking during two crucial changes in early infant feeding: at three to six months (start of complementary feeding) and at ten to twelve months (transition to the family table). We predicted that higher exposure to sweetness would be associated with higher sweetness liking in those periods. Further, we hypothesized that the link between sweetness exposure and sweetness liking would be stronger at twelve than six months, as infants' sweetness exposure was found to be higher at ten to twelve compared to three to six months⁽²⁸⁾. Acknowledging that sweetness liking may already differ between infants at birth, we also investigated the associations between sweetness liking at three months and sweetness liking at six and twelve months. We hypothesized that repeated exposure would override innate sweetness preferences, so that sweetness liking at three months would have a low impact on sweetness liking at six and twelve months.

Methods

General design

We conducted secondary data analyses using the French birth cohort study "Observatoire des Préférences Alimentaires du Nourrisson et de l'Enfant" (Observatory of Infant and Child Food Preferences), OPALINE in short. Between 2005 and 2009, 312 women were recruited before their last trimester of pregnancy via leaflets and posters at doctors' and pediatricians' consulting rooms in maternity hospitals and clinics, as well as pharmacies and day-care centers. To be included in the study, parents had to be at least 18 years old and have children in good health after birth. Children's degree of sweetness liking was assessed in the laboratory at ages three, six, twelve, and twenty months (based on the expected delivery date, not the actual delivery date). In this paper, only the measurements at three, six, and twelve months are included in the analyses as the procedure at twenty months was slightly different⁽⁴⁾. During their last trimester of pregnancy, mothers participated in interviews on sociodemographic and health characteristics. After the child's birth, mothers reported their children's birth date, sex, gestational age, and birth weight and length. Further, between birth and one year, mothers filled out twelve monthly seven-day food records at home in which they indicated the number and timing of each feeding occasion with breast or formula milk. Furthermore, they described the complementary foods they might have given, the food type (homemade food, ready-prepared baby food, ready-prepared adult food, plus the brand if relevant), and texture (e.g. drained, lumpy, or thick), and whether they had added any ingredient (e.g. sugar or salt) to the foods. They were not asked to report the amount consumed by the child. Mothers also





recorded special occurrences in between two monthly food records, such as the introduction of new foods. Based on the records, foods were grouped into milk, homemade foods, ready-prepared baby foods, and ready-prepared adult foods. Detailed explanations of the recording method and overall procedures used in the OPALINE study were explained previously^(4; 28; 30; 31). This study was conducted according to the guidelines laid down in the Declaration of Helsinki and all procedures involving human subjects were approved by the local ethical committee (Comité Consultatif de Protection des Personnes dans la Recherche Biomédicale de Bourgogne-ID RCB 2007-A00808-45). Written informed consent was obtained from both parents prior to the first experimental session. The protocol related to the present analysis was preregistered at <https://osf.io/6tz4c>. The OPALINE data can be accessed upon request.

Sweetness Exposure

Infants' exposure to sweetness (SweetExposure) was measured through the diet (based on the food records) as the cumulative frequency of the taste intensities of all consumed foods during each period of recording^(28; 32; 33). For that, all foods were linked to their sweetness intensity through existing databases^(32; 33). In short, the data sets (one for baby food and one for adult foods) included information for each food item based on the evaluation from trained panelists who tasted and rated the taste intensity on a continuous scale from zero to ten, inspired by the Spectrum method⁽³⁴⁾. Following this method, four sweet reference solutions were used and arranged on the scale with increasing intensity to give reference intensities to the panelists to aim for standardized ratings⁽²⁸⁾. For the adult food database, the panelists conducted home-based measurements where the reference solutions were replaced by reference foods⁽³⁴⁾. Mixed dishes were rated according to the mean of the ingredients' tastes. An extensive explanation of the sweetness intensity measurements can be found elsewhere⁽²⁸⁾. The exposure to sweetness was then calculated for each month and child by the sum of sweetness intensities of food items weighted by consumption frequencies and divided by the number of days for which the food diary was completed. Based on that, the average daily mean of SweetExposure was calculated for the three to six and ten to twelve months periods.

Sweetness Liking

Infants' degree of sweetness liking (SweetLiking) was estimated at three, six, and twelve months by comparing the infant's acceptance of a sweet solution (0.20 M lactose + water) to water. The solution was chosen because it is similar to the lactose concentration in breast milk and reflects moderate intensity⁽³¹⁾. The sweet solution was prepared every three days, kept refrigerated at +4° Celsius, and used at room temperature during the sweetness liking test. The bottles contained 30 ml of the solution or water at three and six months and 50 ml at twelve months. Further, mothers reported which nipple shape and material the child was used to so that the experience during the laboratory assessment would be similar to infants' home experience. In the data collection process, liking was also assessed for the other basic tastes (sour, salty,





bitter, and umami) and the researchers were blind to the order in which these tastes were tested. For this paper, only the degree of sweetness liking is reported.

Procedure

Children were tested individually in a room designed for infant testing at the Centre Européen des Sciences du Goût (Dijon, France) or the FLAVIC (FLAVour VIsion Consumer Behaviour) joint research unit (Dijon, France). Children sat in a bouncer (three and six months) or a high chair (12 months). Each of them was accompanied by one parent while one of four included researchers conducted the test. To ensure that children were in a similar hunger state at the beginning of the test, parents were asked to refrain from giving the child water, milk, or food one hour before the test. On the test day, compliance with this instruction was checked by asking the parent to report the last time the child had consumed something on that day. In videotaped sessions, children were presented with four bottles in the following order: water, sweet solution, sweet solution, and water. Each of the bottles was presented for 45 seconds by gently rubbing the nipple against the child's mouth, followed by a 15-second break before presenting the next bottle. In case the child did not drink, he/she was offered a toy. When necessary, the parent sat closer to the child, or the child was put on the parent's lap. The degree of sweetness liking was defined through three scores: the ingestion ratio and two liking ratios (liking rated by the experimenter and liking rated by the parent). Sweetness liking measures were only recorded if the child drank at least 1.0 g from the sweet solution. Otherwise, it was considered missing.

Ingestion Ratio

The first indicator for the degree of sweetness liking, the ingestion ratio (IR), was created by measuring the amount the child drank from the sweet solution bottles and the water bottles. For that, the bottles were weighed to the nearest 0.1 g (Sartorius U3600S; Sartorius AG, Göttingen, Germany) before and after each solution was presented to the child. Based on the weights, the IR was calculated by first summing the amount drunk from the two sweet solutions. This sum was then divided by the sum of amounts drunk from all four bottles so that each child could be assigned an IR between zero and one.

$$IR = \frac{(\text{Grams Sweet Bottle 1} + \text{Grams Sweet Bottle 2})}{(\text{Grams Sweet Bottle 1} + \text{Grams Sweet Bottle 2} + \text{Grams Water Bottle 1} + \text{Grams Water Bottle 2})}$$

Liking Ratio

For the second and third sweetness liking indicators, the experimenters and parents rated the child's reaction to each of the four bottles on a 5-point-Likert scale (1 - strong rejection; 2 - slight rejection; 3 - neutral; 4 - slight acceptance; 5- strong acceptance). The child's overall behavior, including facial expressions, was taken into account. As a result, each of the four bottles was assigned a score between one and five. Based on those scores, the experimenter liking ratio (LRE) and parent liking ratio (LRP) were calculated similarly to the IR by summing the scores of the two sweet solutions and





dividing them by the sum of all four scores. Again, ratios between zero and one were possible.

$$LRE/LRP = \frac{(Score\ Sweet\ Bottle\ 1 + Score\ Sweet\ Bottle\ 2)}{(Score\ Sweet\ Bottle\ 1 + Score\ Sweet\ Bottle\ 2 + Score\ Water\ Bottle\ 1 + Score\ Water\ Bottle\ 2)}$$

For each of the three liking ratios, a ratio of 0.5 indicated indifference to the sweet solution relative to water. A ratio > 0.5 indicated a preference for the sweet solution relative to water and a ratio < 0.5 indicated rejection of the sweet solution relative to water.

Subjects

In this paper, data were included from 312 mothers, leading to a sample of 319 children including seven pairs of twins. Of those, information on the degree of sweetness liking was available for 153 infants at three months, 216 at six months, and 215 at twelve months. Further, of the 319 infants, information on sweetness exposure was available for 251 infants for the three to six months period and 264 for the ten to twelve months period.

For SweetLiking, missing data were considered as occurring at random because they were due to children being sick or drinking less than 1.0 g of the sweet solution on the assessment day. Similarly, missing data for SweetExposure were considered as occurring at random because they were due to incomplete food records. As many observations as possible were included for each analysis, resulting in different sample sizes for each analysis.

Statistical Analyses

Statistical analyses were performed using R, version 4.1.1 for Windows. The sweetness liking data were merged across the experimenters and sessions, as previously no difference was found in the judgment of the experimenters⁽³¹⁾. Results are expressed as mean values and standard deviations. Inferences about the association between the degree of sweetness liking and sweetness exposure were made based on p-values, the size of regression coefficients, and confidence intervals.

To assess whether SweetLiking at three months differed from SweetLiking at six and twelve months and whether liking at six months differed from liking at twelve months, paired samples t-tests were conducted. Again, as many observations as possible were used for each t-test [n= 137 (difference three and six months); n= 164 (difference six and twelve months); n= 122 (difference between three and twelve months)]. In addition, another paired samples t-test was conducted to assess whether exposure to sweetness differed at three to six months compared to ten to twelve months, including all individuals with complete data on sweetness exposure at both investigated periods (n = 247).





The relationship between sweetness exposure and liking was tested using linear regressions. To reduce the number of linear regression models, we only used one of the two liking ratios, because both (LRE and LRP) measured the child's hedonic liking and correlated strongly with each other at each of the time points of assessment [three months ($r(151) = .43, p < 0.001$); six months ($r(214) = .48, p < 0.001$); twelve months ($r(209) = .64, p < 0.001$)]. The LRE was chosen as it was based on the judgment of the same four experimenters, whereas the LRP was based on the judgment of each parent. All linear regression models were conducted twice, with the IR and LRE as the outcome variables. First, the link between the degree of sweetness liking (IR and LRE) at six months (12 months respectively) and exposure to sweetness at three to six months (10-12 months respectively) was tested with a bivariate linear regression. For that, all individuals with complete data on IR and LRE at six months (12 months respectively) and sweetness exposure at three to six months (10-12 months respectively) were included in the analyses. Next, multiple linear regressions were conducted by adding confounders to the bivariate models. Based on the directed acyclic graph method, the duration of exclusive breastfeeding and the mother's level of education were selected as confounders for inclusion in the regression analyses^(4; 5; 28; 35; 36). Next, an interaction term between the child's sex and sweetness exposure, as well as the main effect of sex, were introduced but removed again from the final models due to non-significance. Because missing values were judged to be at random, the bivariate analyses were performed a second time for complete cases only to assess the robustness of the results. Only individuals with available data for all four variables (SweetLiking at six months, SweetLiking at twelve months, SweetExposure at three to six months, and SweetExposure at ten to twelve months) were included in the complete case models.

Finally, to get a global picture of the relationships between exposure and liking, all available data regarding SweetLiking at three, six, and twelve months and SweetExposure at three to six and ten to twelve months were gathered in a Structural Equation Model (SEM, supplementary material Figure S1, $n = 319$). Compared to the linear regressions, the SEM allows for consideration of all (in)dependent variables in the same model and therefore to test relationships simultaneously⁽³⁷⁾. Structural models were estimated using the R package Lavaan 0.6-7, by full information maximum likelihood (FIML) to address missing values⁽³⁸⁾. All three SweetLiking variables (IR, LRE, LRP) were used for a more precise estimation of liking at each age. The first step was to check whether the construct measurement (CFA) was satisfactory concerning the latent variables (SweetLiking at three, six, and twelve months) as measured by the three indicators (observed variables IR, LRE, and LRP). More precisely, the CFA model was built, and fit criteria (CFI, TLI, and RMSEA) were used to evaluate the quality of the measurement model and convergent validity. It was checked that the estimation showed high loadings and low correlations between constructs. Next, the structural model was built. SweetLiking at three months of age was included to account for individual differences in sweetness liking that may occur during the milk feeding period before differences in sweetness exposure begin to increase. It was assessed whether SweetLiking at three months predicts SweetLiking at six months, whether SweetLiking at six months predicts SweetLiking at twelve months and whether SweetExposure at three to six months (respectively 10-12 months) predicts SweetLiking at six months (respectively 12 months).



Results

Subjects

Characteristics of the included mother-infant pairs are displayed in Table 1. The infants were on average exclusively breastfed for around three months and more than half of the infants were male (54%). The majority of mothers (89%) had a high or medium level of education.

Table 1: Mother and infant characteristics, OPALINE² (n=319)

<i>Infant characteristics</i>			
Sex [n(%)]	Male	172 (54)	
	Female	147 (46)	
		<u>Mean</u>	<u>SD</u>
Weight (kg)	At birth	3.25	0.48
	At 3 months		
	At 6 months	5.78	0.72
	At 12 months	7.47	0.78
		9.55	0.96
Length (cm)	At birth	49.52	4.55
	At 3 months		
	At 6 months	60.08	2.74
	At 12 months	66.71	2.52
		74.88	2.66
Duration of exclusive breastfeeding (months)		2.97	1.93
Age at beginning of complementary feeding (months)		5.46	0.84
<i>Maternal characteristics</i>		<u>Mean</u>	<u>SD</u>
Age at delivery (years)		30.75	4.58
Pre-pregnancy BMI (kg/m ²)		22.14	3.43
Level of education ³ [n(%)]	Low	33 (11)	
	Middle	125 (39)	
	High	159 (50)	

²Observatoire des Préférences Alimentaires du Nourrisson et de l'Enfant (Observatory of Infant and Child Food Preferences)

³Level of education: Low = High school diploma or less; Middle = Secondary education or undergraduate education; High = University or higher vocational training

Sweetness liking at three, six and twelve months

The calculated average IR was 0.56 ± 0.12 at three months, 0.58 ± 0.13 at six months, and 0.58 ± 0.18 at twelve months of age. The calculated average LRE was 0.53 ± 0.09 at three months, 0.54 ± 0.08 at six months, and 0.52 ± 0.10 at twelve months of age (Fig. 1). Hence, on average, the sweet solution was preferred over water at all time points as all the IR and LRE values were above 0.5.

Paired samples t-tests confirmed that the IR did not change significantly between three and six months [$t(136) = 1.14$, $p = 0.26$, CI 95% (-0.01; 0.05)], between six and twelve months [$t(163) = 1.14$, $p = 0.26$, CI 95% (-0.01; 0.05)], and neither between three and twelve months [$t(121) = 1.59$, $p = 0.11$, CI 95% (-0.01; 0.06)]. The Levene paired test showed unequal variances with more variability regarding the IR in the twelfth month compared to the third month [$t(121)=2.88$, $p=0.005$, CI 95% (0.01; 0.06)] or sixth month [$t(163)=3.80$, $p<0.001$, CI 95% (0.02; 0.06)]. However, variances in the IR did not differ between the third and sixth month [$t(136)=0.08$, $p=0.94$, CI 95% (-0.02; 0.02)]. Similarly, paired samples t-tests confirmed that the LRE did not change significantly between three and six months [$t(136) = -0.57$, $p = 0.57$, CI 95% (-0.02; 0.01)], between six and twelve months [$t(163) = -0.82$, $p = 0.41$, CI 95% (-0.02; 0.01)], and between three and twelve months [$t(121) = -0.73$, $p = 0.46$, CI 95% (-0.03; 0.01)]. The Levene paired test indicated that the variances did not differ significantly regarding the LRE between the twelfth and third month [$t(121)=-1.22$, $p=0.23$, CI 95% (-0.03; 0.01)], between the twelfth and sixth month [$t(163)=0.98$, $p=0.33$, CI 95% (-0.01; 0.02)], or between the third and sixth month [$t(136)=1.42$, $p=0.16$, CI 95% (0.00; 0.02)].

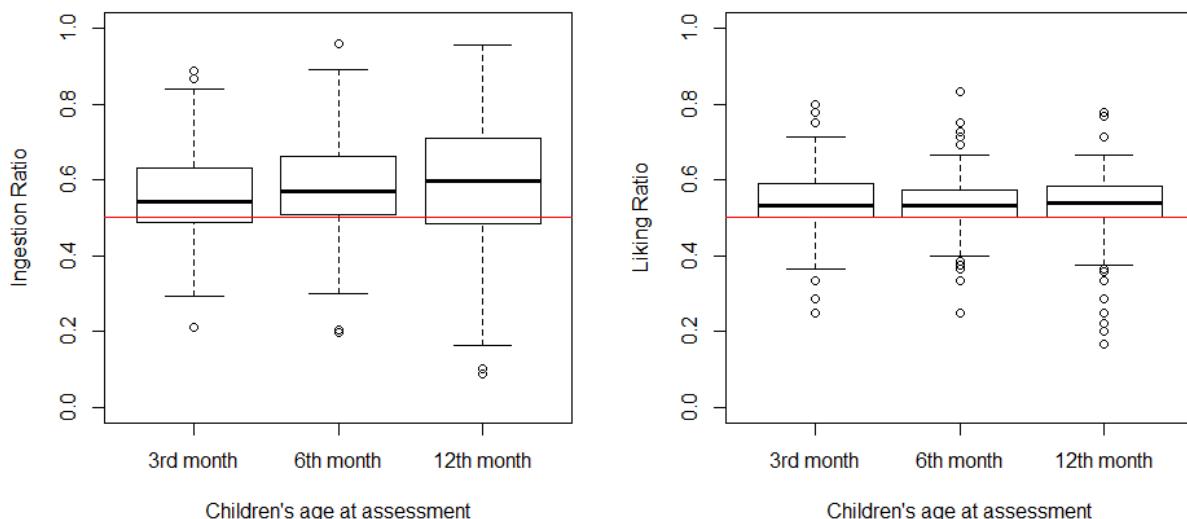


Figure 1. Children's degree of Sweetness Liking measured by the Ingestion Ratio and Liking Ratio (rated by the experimenter) at three, six, and twelve months.

SweetExposure

The daily exposure to sweetness increased significantly from three to six months to ten to twelve months as confirmed by the paired samples t-test [$t(246) = 28.64, p < 0.001, CI\ 95\% (7.43; 8.53)$]. Whereas SweetExposure was on average at 7.07 ± 2.53 during the three to six months period, it was double as high during the ten to twelve months period with an average SweetExposure of 14.71 ± 3.87 (Fig. 2). The Levene paired test showed unequal variances with more variability in sweetness exposure in the ten to twelve months period compared to the three to six months period [$t(246)=6.16, p < 0.001, CI\ 95\% (0.80; 1.55)$].

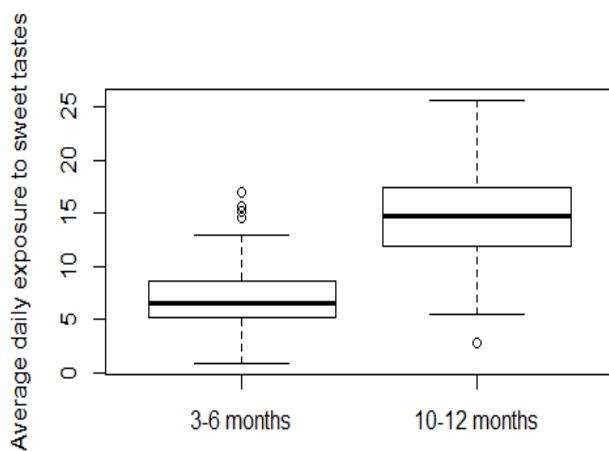


Figure 2. Infants' exposure to sweetness during the three to six months and the ten to twelve months periods

Effect of SweetExposure on SweetLiking (regression models)

Neither at six months nor at twelve months, was SweetLiking (indicated by IR and LRE) associated with prior SweetExposure (Tables 2 & 3). No relationship was found in the bivariate analyses between SweetLiking at six months and SweetExposure at three to six months of age. This was true for both parameters measuring SweetLiking: IR [β (95% CI): 0.006 (-0.002; 0.013)] and LRE [β (95% CI): -0.002 (-0.007; 0.003)]. This finding was supported when controlling for the duration of exclusive breastfeeding and the mothers' educational level, as well as when only including individuals for whom we had complete data on all variables (SweetExposure three to six months, SweetExposure ten to twelve months, SweetLiking six months, SweetLiking twelve months; Table 2). Moreover, the association between SweetExposure at 10-12 months and SweetLiking at 12 months was not significant: neither for the IR [β (95% CI): -0.002 (-0.008; 0.005)] nor for the LRE [β (95% CI): -0.002 (-0.006; 0.001)]. Again, this finding was supported when controlling for the duration of exclusive breastfeeding and the mothers' educational level, as well as when only including individuals for whom we had complete data on SweetExposure and SweetLiking at three to six and ten to twelve months (Table 3).

Table 2: Regression models investigating the influence of sweetness exposure at three to six months on the degree of sweetness liking at six months for two sweetness liking outcome variables: Ingestion Ratio & Liking Ratio (rated by the experimenter)

	N	Ingestion Ratio					Liking Ratio Experimenter				
		β	SE*	CI 95%	RSD †	p	β	SE*	CI 95 %	RSD†	p
Model 1	182	.006	.004	-.002; .013	.128	.14	-.002	.002	-.007; .003	.083	.40
Model 2	158	.003	.004	-.005; .011	.129	.41	-.004	.003	-.009; .002	.086	.18
Model 3	150	.006	.004	-.002; .015	.129	.13	-.001	.003	-.005; .005	.079	.96

Model 1: Bivariate model [Outcome variable: SweetLiking at six months (Ingestion Ratio or Liking Ratio Experimenter); Independent variable: SweetExposure at three to six months], n=182

Model 2: Multiple linear regression model [Outcome variable: SweetLiking at six months (Ingestion Ratio or Liking Ratio Experimenter); Independent variables: SweetExposure at three to six months + duration of exclusive breastfeeding + maternal education level], n=158

Model 3: Bivariate model on complete cases (only individuals with complete information about exposure and liking at three to six and ten to twelve months) [Outcome variable: SweetLiking at six months (Ingestion Ratio or Liking Ratio Experimenter); Independent variable: SweetExposure at three to six months], n=150

* Standard error

† Residual Standard error

Table 3: Regression models investigating the influence of sweetness exposure at 10-12 months on the degree of sweetness liking at 12 months for two sweetness liking outcome variables: Ingestion Ratio & Liking Ratio (rated by the experimenter)

	N	Ingestion Ratio					Liking Ratio Experimenter				
		β	SE*	CI 95%	RSD †	p	β	SE*	CI 95 %	RSD†	p
Model 1	197	-.002	.003	-.008; .005	.176	.61	-.002	.002	-.006; .001	.100	.23
Model 2	167	-.002	.004	-.009; .005	.178	.57	-.003	.002	-.007; .001	.102	.10
Model 3	150	-.003	.004	-.010; .004	.171	.42	-.002	.002	-.006; .001	.092	.20

Model 1: Bivariate model [Outcome variable: SweetLiking at 12 months (Ingestion Ratio or Liking Ratio Experimenter); Independent variable: SweetExposure at 10-12 months], n=197

Model 2: Multiple linear regression model [Outcome variable: SweetLiking at 12 months (Ingestion Ratio or Liking Ratio Experimenter); Independent variables: SweetExposure at 10-12 months + duration of exclusive breastfeeding + maternal education level], n=167

Model 3: Bivariate model on complete cases (only individuals with complete information about exposure and liking at three to six and ten to twelve months) [Outcome variable: SweetLiking at 12 months (Ingestion Ratio or Liking Ratio Experimenter); Independent variable: SweetExposure at 10-12 months], n=150

* *Standard error*

† *Residual Standard error*

Structural Equation Model (SEM)

The preliminary measurement model showed good fit [CFI=0.99, TLI=0.98, RMSEA=0.03 (95% CI (0.00, 0.06))], with high loadings (0.56 to 0.86, all $p < 0.001$) and low correlations between latent variables (0.07 to 0.34). The structural model also showed good fit (CFI=0.97, TLI=0.96, RMSEA=0.04), and indicated that SweetLiking at six months predicted SweetLiking at twelve months (standardized estimate=0.28, $p = 0.01$) (Fig. 3). However, SweetLiking at three months did not predict SweetLiking at six months (standardized estimate=0.11, $p = 0.41$). In this model, no effect of SweetExposure on SweetLiking was found, as previously concluded from the regression analyses.

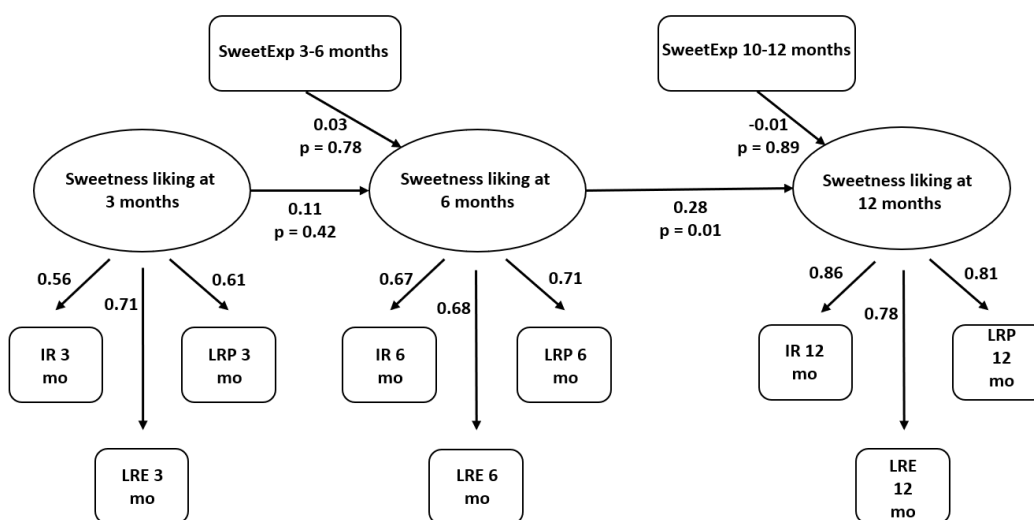


Figure 3. SEM regression model and standardized parameters (n=319) showing the relationship between the degree of sweetness liking at three, six, and twelve months,



as well as the associations between sweetness exposure at three to six months and the degree of sweetness liking at six months; and the relationship between sweetness exposure at ten to twelve months and the degree of sweetness liking at twelve months. IR: Ingestion ratio; LRE: Liking ratio rated by the experimenter; LRP: Liking ratio rated by the parent.



Discussion

To the authors' knowledge, this is the first study that investigated the relationship between exposure to sweet taste estimated over the whole diet and the degree of sweetness liking in the first year of life, during two major shifts in feeding mode (three to six months - beginning of complementary feeding; ten to twelve months - transition to the family table). In contrast to our hypothesis, no association between infant's exposure to sweet taste in the diet and their degree of sweetness liking was found, neither at the beginning of complementary feeding at six months nor the transition to the family table at twelve months. Even though, as expected, the exposure to sweet tastes increased from three to six months to ten to twelve months, the degree of sweetness liking did not change between these periods. In line with our hypothesis, sweetness liking at three months did not predict sweetness liking at six months. However, sweetness liking at six months did predict sweetness liking at twelve months.

Sweet taste exposure in infancy

Most birth cohorts focused on nutrition tend to characterize dietary macro- and micro-nutrient intake instead of taste exposure^(39; 40). Besides other papers investigating the OPALINE cohort, only one recent study focused on taste exposure⁽⁴¹⁾. However, the researchers used a different method than the one used in this study and investigated a slightly older cohort (one to two years) than the age group we focused on. Hence, the level of sweetness exposure in the present study is difficult to compare to other studies for three to twelve months old infants. However, to give a reference, the level of sweetness exposure at three to six months in our study corresponds to a daily average intake of four bottles of infant formula, including one bottle with infant dry sweetened cereals. The level of sweetness exposure at 10-12 months corresponds to three bottles of infant formula, including one with dry sweetened cereals, a vegetable, meat, and starch puree with added fat, two fruit purees, and a fruit-flavored yogurt⁽²⁸⁾. In the OPALINE sample, fruits and vegetables were most often introduced first, followed by dairy products, cereal, meats, dessert, starchy foods, fish, and biscuits⁽³⁰⁾. This is comparable with what was found by the French national survey on food consumption of children up until the age of three: Besides milk, the first consumed foods were fruits, vegetables, and dairy products, followed by cereals, potatoes, meat, fish, rice, and pasta⁽⁴²⁾.

Relationship between sweet food consumption and sweetness liking

Previous studies draw contradictory conclusions regarding the link between exposure to sweetness, estimated by the consumption of sweet foods, and sweetness preference in childhood. On the one hand, when measuring sweetness preference using the same sweet food or drink with which sweetness exposure was estimated, the literature suggests a positive relationship between sweetness exposure and liking^(16; 17; 43). This was true for six-month-old infants who showed a heightened preference for sweetened water after regularly being fed with it during their first six months of life compared to children without regular consumption of sweetened water⁽¹⁶⁾. This positive relationship was also found in five-year-old children who liked a sweetened fruit-flavored drink more after being exposed to it for eight days⁽⁴³⁾. Those findings contradict the present results where the association between sweetness exposure and the degree



of sweetness liking over the first year of life could not be proven. This may be explained by the fact that in this study the relationship between sweetness exposure and liking was analyzed by looking at the overall dietary exposure to sweet taste in the diet, whereas the papers above looked at the change in sweetness liking for the same sweet beverage the child had been exposed to. Previous studies demonstrated that the association between sweetness exposure and liking is not as straightforward when exposure and liking are tested with different mediums. For example, Beauchamp and Moran⁽¹⁷⁾ could not replicate the positive relationship between sweetness exposure (through sweetened water) at six months and liking when testing sweetness liking with a fruit-flavored drink instead of sweetened water at two years. However, when sweetness liking was assessed with sweetened water at this age, the association was still positive⁽¹⁷⁾. Furthermore, a systematic relationship between consuming sweet products and sweetness liking in seven-to-twelve-year-old children could not be proven, as sweetness liking was only related to candy and snack consumption but not to consumption of sweet drinks, dairy, fruit, cereal, or added sugar consumption⁽¹⁹⁾. This suggests that the association between exposure and liking is largely stimulus-specific and cannot be generalized to the whole diet. As children learn through repeated exposure which foods should taste sweet⁽⁵⁾, children may get used to the taste of the specific sweetened beverages which resulted in an increased liking as previously shown^(16; 17; 43). However, this is not associated with a general increase in children's preference for sweetness. This does not undermine the importance of food and flavor experiences, in particular during the first years of life, in the shaping of food preferences, but emphasizes the fact that this learning is food-specific⁽²²⁾.

No relationship between sweetness exposure and sweetness liking: Possible interpretation

We hypothesized that higher exposure to sweet tastes during infants' first year of life may result in a higher degree of sweetness liking. However, the results did not confirm this hypothesis. Apart from the possibility that this hypothesis is wrong, other aspects must be considered to interpret these findings. First, individual variations in the degree of sweetness liking at this early age may still be a result of genotypes, and not of environmental influences such as dietary exposures. This assumption is supported by a study by Mennella et al.⁽⁴⁴⁾ that found that in five-to-ten-year old children, the TAS2R38 taste gene locus was related to sucrose preferences and the liking of sweet-tasting foods and drinks; which was much less obvious in their mothers. Nonetheless, following this line of reasoning, sweetness liking at three months should have predicted sweetness liking at six months in our sample, yet it did not, even though sweetness was already preferred over water at three months. However, sweetness liking at six months did predict sweetness liking at twelve months. This result may be due to the fact that infants' control over swallowing behavior at three months of age was still too limited to reflect individual differences well enough, although it appeared adequate to reflect a preference for the sweetened water over plain water.

Second, sweetness exposure in this study sample may not have been varied enough to detect an effect on the degree of sweetness liking. This may be especially true because the parents in our study started to complementary feed their infants on average at the age of five and a half months, with little variability. Hence, infants may have been exposed to comparable sweetness intensity levels for most of the time in





the first period due to exclusive milk feeding. In the second period when sweetness exposure varied more between infants, the duration of the exposure period (between 10 and 12 months) may have been too short, or the sweet taste intensities may not have been strong enough to detect an effect on sweetness liking. Also, Schwartz et al.⁽³³⁾ found that during the first 12 months, the taste intensities of the foods children were exposed to were relatively low, even though children mainly experienced sweet taste during the milk feeding period with an even increased sweetness exposure during the first year. Because in this study only exposure frequency to sweet tastes was assessed, but not how much of the sweet-tasting foods were consumed in each eating occasion, we cannot estimate the proportion of the overall energy intake coming from sweet-tasting foods. Hence, it must be considered that the overall sweetness intensity the infant was exposed to in the first 12 months of life was not strong enough to detect an effect on sweetness liking.

Third, the effect of sweetness exposure in infancy may affect the degree of sweetness liking only later in childhood, after a longer period of exposure to sweet-tasting foods. Liem and Mennella⁽¹⁴⁾ found that children from parents who regularly added sugar to the child's diet between zero and twelve months were more likely to prefer apple juice with added sugar at four to seven years. In line with this result, a diet rich in added sugars during the first 12 months was related to a higher degree of sweetness liking at three to seven years⁽¹³⁾. In the present study, the ingestion ratio during the sweetness liking test in the twelfth month varied more between children than in the third and sixth months. In combination with the increased exposure to sweetness in the second period (10-12 months), this may hint towards the possibility of a slight impact of sweetness exposure on the degree of sweetness liking, although this link was not detected in our analyses.

Lastly, growing evidence demonstrates that hedonic responses to sweet taste differ between individuals due to sweet-liking phenotypes⁽¹²⁾. It was found that children can be classified as either sweet likers or sweet dislikers⁽⁶⁾. Hence, children in our sample may also be distributed along this continuum but we did not observe bimodality in the distribution as evidenced in Figure 1. The unequal variances regarding the IR may be a hint towards the emergence of such a difference in sweetness liking in our sample. However, we expected that sweetness exposure would lead to a similar effect across the continuum of children who rather like or dislike sweetness.

Strengths, limitations and conclusion

Despite the care which was taken to account for uncontrolled factors, our study entails some limitations. First, in our study, only consumption frequencies were recorded, not portion sizes. Hence, infants with the same exposure frequencies of sweet-tasting foods but different portion sizes were assigned the same level of sweetness exposure. Thus, we cannot account for the contribution of portion size to sweetness exposure. Further, the methodological choice to measure sweetness liking may have undermined the liking value, because some infants may have not been used to the taste of sweetened water, since they were mostly fed milk during the first months of life. However, lactose was chosen to create the sweetened water solution as it is a taste





infants were likely to have experienced, in particular in breast, or formula milk⁽³¹⁾. In addition to that, sweetness exposure was estimated based on the food records mothers filled out. We cannot assure that mothers have filled in the food records truthfully. Further, when a sweet food (e.g. applesauce) was consumed mixed with a sour food (e.g. yogurt), the sourness of the sour food may have reduced the perceived sweetness of the sweet food, but this was not accounted for in our calculation which only reflects the average sweetness of a mixture. Lastly, similar to other cohort studies, lower educated families were under-represented in our sample as almost 90% of mothers had a high or medium level of education. A higher maternal education level is generally associated with better diet quality in mothers and children and was previously associated with higher exposure to neutral tastes in children aged one and two^(41; 45; 46). Following that, conclusions from our study are less applicable to children of lower-educated mothers. It should be mentioned that the subjective sweetness liking experience cannot be measured in a purely objective way, but only relative sweetness liking. Therefore, in our study, we chose to measure the degree of sweetness liking as a relative liking of a sweet solution (water+lactose) compared to a neutral stimulus (water). However, a strength of our study is that three proxies for relative liking were included in our analyses (IR, LRE, and LRP) to get a broader picture of relative sweetness liking instead of relative consumption only. Besides the limitations, our study contains multiple strengths. First, infants' overall exposure to sweetness was taken into account instead of focusing on the macro-nutrient intake only. For that, the overall diet was included and not only exposure to particular sweet-tasting foods. Another strength is the longitudinal design which allowed examination of sweetness exposure and liking at multiple time points. Further, the fact that sweetness exposure was estimated based on twelve monthly seven-day food records gave an overall impression of infants' exposure to sweetness over the first year instead of only delivering a snapshot of sweetness exposure at a single time point. As sweetness exposure was averaged based on the monthly food records for each of the periods, the impact of outliers (e.g. due to special occasions such as birthdays) regarding the intake of sweet-tasting foods was minimized.

In conclusion, this study did not show a relationship between sweetness exposure and the degree of sweetness liking in infants throughout observations from the third until the twelfth month of life. Although sweetness exposure increased from the first (three to six months) to the second period (ten to twelve months), the degree of sweetness liking did not change. This was contrary to what was expected. Based on the findings, we hypothesize that, at such early age, inter-individual variations in sweetness liking may rather occur due to differences in genotypes, especially when variations in sweetness exposure between children are limited. The impact of high exposure to sweet-tasting foods in the first 12 months of life on the degree of sweetness liking later in life should be investigated longitudinally including time points in childhood up until adolescence to understand the impact of sweetness exposure on establishing (healthy) eating habits early on. Longitudinal research has shown that eating behavior learned in infancy impacts eating behavior in childhood⁽⁴⁷⁾. Whether this is also true for early exposure to sweet taste remains unclear. Future studies should aim for more variability in the study sample with participants representing the whole sociodemographic continuum, to represent a variety of feeding habits, and should also consider the consumed quantities of sweet products in addition to the frequencies.





Acknowledgements

The authors wish to thank the children and parents who took part in the present study, and E. Szeleper, V. Feyen and J. Pierard for data collection; F. Durey for her technical support. We are grateful to the OPALINE team for its general support, in particular to C. Laval, C. Lange (ChemoSens), and V. Boggio.

Financial support

This work was supported by the European Union's horizon 2020 research and innovation program under the Edulia project, a Marie Skłodowska-Curie Innovative Training Network program [grant agreement No. 764985], and by the financial support of the Regional Council of Burgundy, IFR92, PRNH-INRA-INSERM and the Agence Nationale de la Recherche (ANR; The French National Research Agency) under the 'Programme National de Recherche en Alimentation et Nutrition Humaine' (project ANR-06-PNRA-028, OPALINE). The present study, labelled by Vitagora® (The Taste, Nutrition and Health Innovation Pole), was supported by grants from Blédina, Nestlé, Symrise, Benjamin Delessert and Cedus. Funders were not involved in any way in the interpretation or analysis of the data.

Conflict of Interest

None

Authorship

Carina Müller: Formulating research questions; Data analysis; Interpretation of findings; Writing - original draft; Visualization; **Claire Chabanet:** Data analysis; Visualization; Supervision, Writing - review & editing; **Gertrude G. Zeinstra:** Writing - review & editing; **Gerry Jager:** Writing - review & editing; **Camille Schwartz:** Study design; Study conduct; Protocol design; Data collection/curation; **Sophie Nicklaus:** Study design; Study conduct; Protocol design; Supervision, Writing - review & editing; All authors read and approved the manuscript

References





1. Jackson K, Jansen E, Mallan KM (2020) Examining child intake frequency, mothers' own liking and child early exposure as potential predictors of child liking for restricted foods and drinks at 5 years old. *Public Health Nutrition* **23**, 2355-2364.
2. Steiner JE (1979) Human facial expressions in response to taste and smell stimulation. In *Advances in child development and behavior*, vol. 13, pp. 257-295: Elsevier.
3. Mennella JA (2014) Ontogeny of taste preferences: basic biology and implications for health. *The American journal of clinical nutrition* **99**, 704S-711S.
4. Schwartz C, Chabanet C, Szeleper E *et al.* (2017) Infant acceptance of primary tastes and fat emulsion: Developmental changes and links with maternal and infant characteristics. *Chemical senses* **42**, 593-603.
5. Drewnowski A, Mennella JA, Johnson SL *et al.* (2012) Sweetness and food preference. *The Journal of nutrition* **142**, 1142S-1148S.
6. Garneau NL, Nuessle TM, Mendelsberg BJ *et al.* (2018) Sweet liker status in children and adults: Consequences for beverage intake in adults. *Food quality and preference* **65**, 175-180.
7. Sobek G, Łuszczki E, Dąbrowski M *et al.* (2020) Preferences for sweet and fatty taste in children and their mothers in association with weight status. *International journal of environmental research and public health* **17**, 538.
8. Lanfer A, Knof K, Barba G *et al.* (2012) Taste preferences in association with dietary habits and weight status in European children: results from the IDEFICS study. *International Journal of Obesity* **36**, 27-34.
9. Mennella JA, Griffin CE, Beauchamp GK (2004) Flavor programming during infancy. *Pediatrics* **113**, 840-845.
10. Yuan WL, Nicklaus S, Forhan A *et al.* (2021) Associations between infant dietary intakes and liking for sweetness and fattiness sensations in 8-to-12-year-old children. *Nutrients* **13**, 2659.
11. Lehto E, Ray C, Haukkala A *et al.* (2015) Predicting gender differences in liking for vegetables and preference for a variety of vegetables among 11-year-old children. *Appetite* **95**, 285-292.
12. Armitage RM, Iatridi V, Yeomans MR (2021) Understanding sweet-liking phenotypes and their implications for obesity: Narrative review and future directions. *Physiology & Behavior* **235**, 113398.
13. Foterek K, Buyken AE, Bolzenius K *et al.* (2016) Commercial complementary food consumption is prospectively associated with added sugar intake in childhood. *British Journal of Nutrition* **115**, 2067-2074.
14. Liem DG, Mennella JA (2002) Sweet and sour preferences during childhood: role of early experiences. *Developmental Psychobiology: The Journal of the International Society for Developmental Psychobiology* **41**, 388-395.
15. Pepino MY, Mennella JA (2005) Factors contributing to individual differences in sucrose preference. *Chemical Senses* **30**, i319-i320.
16. Beauchamp GK, Moran M (1982) Dietary experience and sweet taste preference in human infants. *Appetite* **3**, 139-152.
17. Beauchamp GK, Moran M (1984) Acceptance of sweet and salty tastes in 2-year-old children. *Appetite* **5**, 291-305.
18. Appleton K, Tuorila H, Bertenshaw E *et al.* (2018) Sweet taste exposure and the subsequent acceptance and preference for sweet taste in the diet: systematic review of the published literature. *The American Journal of clinical nutrition* **107**, 405-419.





19. Divert C, Chabanet C, Schoumacker R *et al.* (2017) Relation between sweet food consumption and liking for sweet taste in French children. *Food Quality and Preference* **56**, 18-27.
20. Vabø M, Hansen H (2014) The relationship between food preferences and food choice: a theoretical discussion. *International Journal of Business and Social Science* **5**.
21. Saavedra JM, Deming D, Dattilo A *et al.* (2013) Lessons from the feeding infants and toddlers study in North America: what children eat, and implications for obesity prevention. *Annals of Nutrition and Metabolism* **62**, 27-36.
22. Nicklaus S (2020) Eating and Drinking in Childhood. *Handbook of Eating and Drinking: Interdisciplinary Perspectives*, 391-412.
23. Mennella JA, Beauchamp GK (2002) Flavor experiences during formula feeding are related to preferences during childhood. *Early human development* **68**, 71-82.
24. Nicklaus S, Boggio V, Chabanet C *et al.* (2004) A prospective study of food preferences in childhood. *Food quality and preference* **15**, 805-818.
25. Nicklaus S, Boggio V, Chabanet C *et al.* (2005) A prospective study of food variety seeking in childhood, adolescence and early adult life. *Appetite* **44**, 289-297.
26. Lioret S, McNaughton S, Spence A *et al.* (2013) Tracking of dietary intakes in early childhood: the Melbourne InFANT Program. *European journal of clinical nutrition* **67**, 275-281.
27. Group LSBAFACM-AHBdL-GBEMCCS (2015) Dietary patterns track from infancy to preschool age: cross-sectional and longitudinal perspectives. *The Journal of nutrition* **145**, 775-782.
28. Yuan WL, Lange C, Schwartz C *et al.* (2016) Infant dietary exposures to sweetness and fattiness increase during the first year of life and are associated with feeding practices. *The Journal of nutrition* **146**, 2334-2342.
29. Nicklaus S, Schwartz C, Monnery-Patris S *et al.* (2019) Early development of taste and flavor preferences and consequences on eating behavior. In *Nurturing a Healthy Generation of Children: Research Gaps and Opportunities*, vol. 91, pp. 1-10: Karger Publishers.
30. Lange C, Visalli M, Jacob S *et al.* (2013) Maternal feeding practices during the first year and their impact on infants' acceptance of complementary food. *Food Quality and Preference* **29**, 89-98.
31. Schwartz C, Issanchou S, Nicklaus S (2009) Developmental changes in the acceptance of the five basic tastes in the first year of life. *British journal of nutrition* **102**, 1375-1385.
32. Martin C, Visalli M, Lange C *et al.* (2014) Creation of a food taste database using an in-home "taste" profile method. *Food Quality and Preference* **36**, 70-80.
33. Schwartz C, Chabanet C, Boggio V *et al.* (2010) À quelles saveurs les nourrissons sont-ils exposés dans la première année de vie? *Archives de pédiatrie* **17**, 1026-1034.
34. Munoz AM, Civille GV (1992) The Spectrum Descriptive Analysis IV method. *Manual on descriptive analysis testing for sensory evaluation*, 22.
35. Flacking R, Nyqvist KH, Ewald U (2007) Effects of socioeconomic status on breastfeeding duration in mothers of preterm and term infants. *European Journal of Public Health* **17**, 579-584.
36. Jones JR, Kogan MD, Singh GK *et al.* (2011) Factors associated with exclusive breastfeeding in the United States. *Pediatrics* **128**, 1117-1125.





37. Nunkoo R, Ramkissoon H (2012) Structural equation modelling and regression analysis in tourism research. *Current Issues in Tourism* **15**, 777-802.
38. Rosseel Y (2012) Lavaan: An R package for structural equation modeling and more. Version 0.5-12 (BETA). *Journal of statistical software* **48**, 1-36.
39. Yuan W, Nicklaus S, Lioret S *et al.* (2017) Early factors related to carbohydrate and fat intake at 8 and 12 months: results from the EDEN mother-child cohort. *European Journal of Clinical Nutrition* **71**, 219-226.
40. Fries LR, Chan MJ, Quah PL *et al.* (2019) Maternal feeding practices and children's food intake during an ad libitum buffet meal: Results from the GUSTO cohort. *Appetite* **142**, 104371.
41. Nguyen AN, van Langeveld AW, de Vries JH *et al.* (2021) Dietary taste patterns in early childhood: the Generation R Study. *The American journal of clinical nutrition* **113**, 63-69.
42. Chouraqui J-P, Tavoularis G, Emery Y *et al.* (2018) The French national survey on food consumption of children under 3 years of age-Nutri-Bébé 2013: design, methodology, population sampling and feeding practices. *Public health nutrition* **21**, 502-514.
43. Liem DG, De Graaf C (2004) Sweet and sour preferences in young children and adults: role of repeated exposure. *Physiology & behavior* **83**, 421-429.
44. Mennella JA, Pepino MY, Reed DR (2005) Genetic and environmental determinants of bitter perception and sweet preferences. *Pediatrics* **115**, e216-e222.
45. van der Velde LA, Nguyen AN, Schoufour JD *et al.* (2019) Diet quality in childhood: the Generation R Study. *European journal of nutrition* **58**, 1259-1269.
46. Bournez M, Ksiazek E, Charles M-A *et al.* (2019) Frequency of use of added sugar, salt, and fat in infant foods up to 10 months in the nationwide ELFE cohort study: Associated infant feeding and caregiving practices. *Nutrients* **11**, 733.
47. Maier-Nöth A, Schaal B, Leathwood P *et al.* (2016) The lasting influences of early food-related variety experience: a longitudinal study of vegetable acceptance from 5 months to 6 years in two populations. *PloS one* **11**, e0151356.

